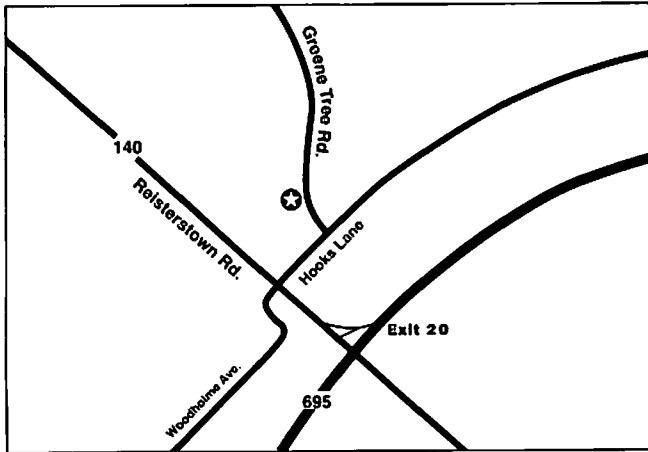





# Maps/Directions to Elman Retina Group Locations

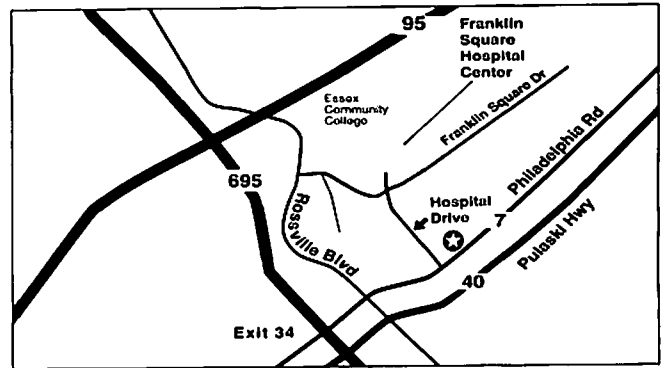


**Pikesville Office** 410-686-3000  
**Woodholme Medical Building**  
 1838 Greene Tree Road, Suite 170  
 Baltimore, MD 21208


**From Towson and Points North:** Take I-695 toward Towson. Take Exit 20, MD-140/Reisterstown Road and yield right off of the exit toward Garrison... (See  below)


**From South of the I-695 Beltway:** From any highway, take the I-695 West exit, toward Towson. Take Exit 20, MD-140/Reisterstown Road and yield left off of the exit toward Garrison... (See  below)


 ... Turn right onto Hooks Lane. Turn left onto Greene Tree Road. Turn left at 2<sup>nd</sup> entrance for the Woodholme Medical Building. Turn right to enter the parking lot for the "East Entrance."

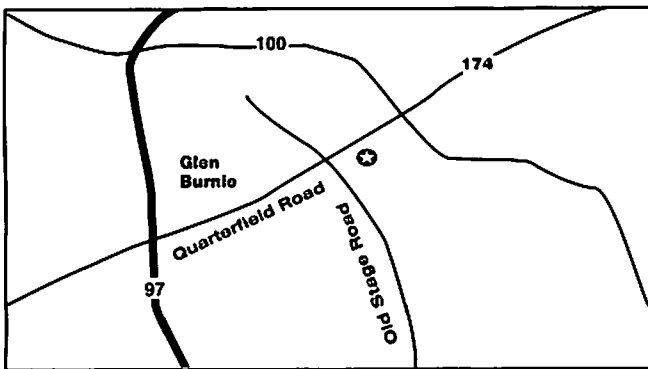


**Franklin Square Office** 410-686-3000  
**Seven Square**  
 9114 Philadelphia Road, Suite 310  
 Baltimore, MD 21237

**From I-695 Beltway:** Take I-695 Beltway North to Exit 34, MD Rt. 7, Philadelphia Road... (See  below)

**From South of the I-695 Beltway:** Take I-95 North through the Ft. McHenry Tunnel to I-695 East toward Essex to Exit 34, MD Rt. 7, Philadelphia Road... (See  below)

 ... Make a left at the end of the exit ramp onto Philadelphia Road. Continue past Hospital Drive. Seven Square is next complex on left.



**Glen Burnie Office** 410-686-3000  
**Quarterfield 100 - Medical Building**  
 7671 Quarterfield Road, Suite 100  
 Glen Burnie, MD 21061

**From I-695 Beltway:** Take I-695 Beltway South to I-97 South. Merge onto MD-174 East Quarterfield Road via Exit 13 toward Glen Burnie. Continue 0.8 miles and building is on right hand side.

**From Annapolis and Points South:** Take I-97 North to Exit 13 MD-174 East Quarterfield Road. Turn right onto Quarterfield Road. Continue 0.4 miles and building is on right hand side.

**From Washington:** Take I-95 North to Rt. 100 East toward Glen Burnie via Exit 43A. Merge onto I-97 South via Exit 13A toward Annapolis/Bay Bridge. Merge onto MD-174 East/Quarterfield Road toward Glen Burnie. Continue 0.8 miles and building is on right hand side.

**Your appointment has been made with:**

**Dr. Michael Elman**

Office:  Franklin Square 410-686-3000  
 Glen Burnie 410-686-3000  
 Pikesville 410-686-3000

APPOINTMENT  
 DATE & TIME \_\_\_\_\_

REFERRING  
 DOCTOR \_\_\_\_\_

PATIENT'S  
 NAME \_\_\_\_\_

PRELIMINARY  
 DIAGNOSIS \_\_\_\_\_

Please call us if you have any questions or need special assistance. We look forward to welcoming you to our office.