




Elman Retina Group

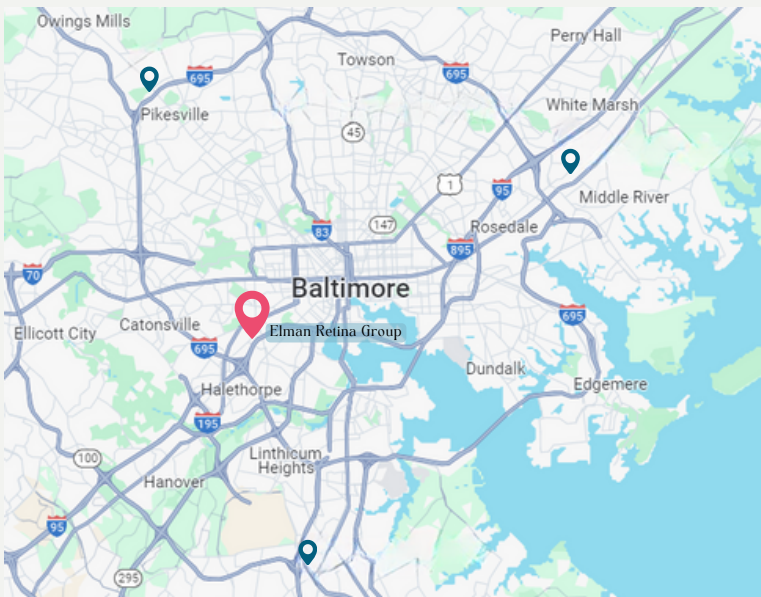
The Most Compassionate Care In Sight

Newsletter



Announcing our **new**
Catonsville Location
near Saint Agnes Hospital!

COMING MAY 2024



1001 Pine Heights Ave Suite 102
Catonsville, MD 21229

TABLE OF CONTENTS



Michael J. Elman, M.D.



Sidney "Sid" A. Schechet, M.D.



David Dao, M.D.

- Celebrating 31 years!
- 2024 VisionWalk
- New Series: Let's Identify It!
- Presentation by ASRS
- Latest Publications and Presentations
- Elman Retina Groups Clinical Trials
- Staff Events
- Patient Reviews
- Employee Spotlight

Celebrating 31 years of the Elman Retina Group!

Our ERG family threw a surprise party at Next Act Cinema to celebrate Dr. Elman being in practice for over 31 years. The first Jurassic Park movie was in theaters the same year the Elman Retina Group opened. We celebrated, in dino-mite fashion, the last 31 years of ERG memories!



1993



2024



Dear Readers,

We are excited to share that we will be participating in this years VisionWalk to support the Foundation Fighting Blindness. The mission of the Foundation is close to our heart, as they continue to drive groundbreaking research to provide preventions, treatments, and cures for blinding retinal diseases.

We are looking forward to bringing our team, Wizard of Eyes, together to celebrate.


While we have seen many changes over the past few years, the Foundation's mission remains consistent. They focus on research – on finding treatments and cures – and on supporting the blind and low-vision community. If you are able, we would appreciate your support for the millions that are impacted by vision loss.

Please help us raise awareness:

- Donate to our [VisionWalk page](#) and help to reach our goal.
- Share our [VisionWalk page](#)
- Share information of the VisionWalk to your friends and family to spread awareness
 - <https://www.fightingblindness.org/>

Thank you for your consideration and your continued support!

Sincerely,




<https://give.fightingblindness.org/team/480321>

Your Elman Retina Group Family

FOUNDATION FIGHTING BLINDNESS

PRESENTS

WIZARD



OF EYES

VISIONWALK 2024
AT THE

JOIN YOUR VISIONWALK COMMUNITY!
TOGETHER, WE STEP CLOSER TO FIGHTING BLINDNESS!



JOIN US

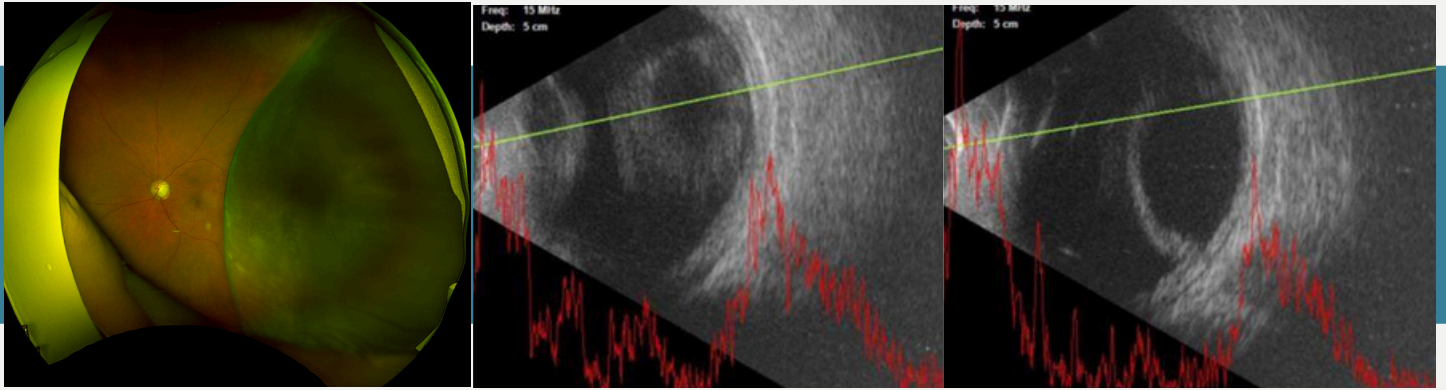
DONATE

YOU CAN ALSO JOIN
US VIRTUALLY

FT. MCHENRY & LATROBE PARK • BALTIMORE, MD
9:00 A.M. REGISTRATION • 10:20 A.M. WALK BEGINS

SUNDAY, JUNE 2, 2024

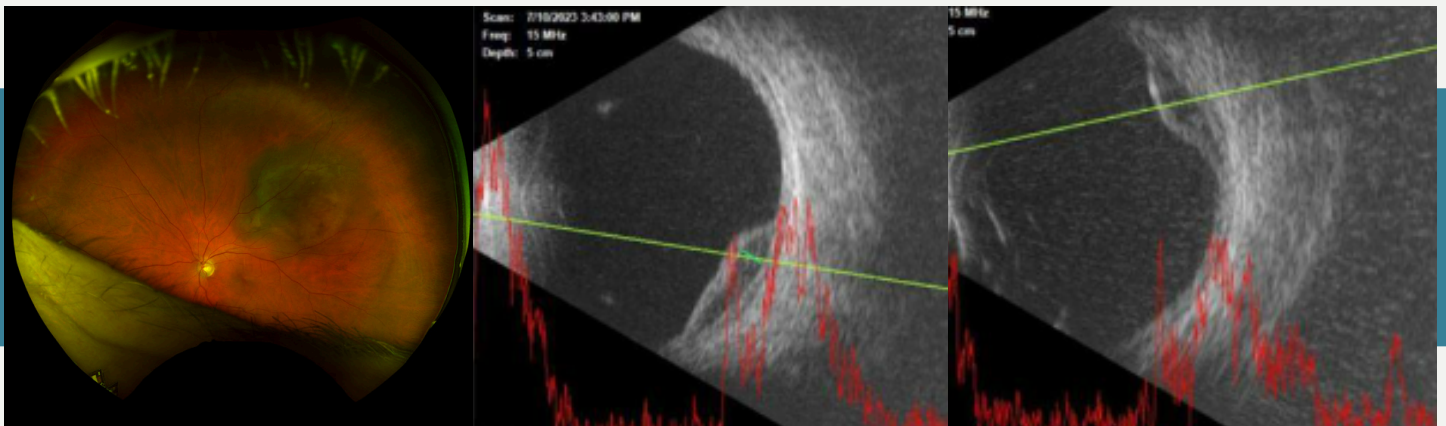
Let's identify it!



Melanoma vs Choroidal Effusion?

Case Number One:

Healthy male in early 70's presented for possible retinal detachment. Patient noted loss of vision slowly over one month.



Melanoma vs Choroidal Effusion?

Case Number Two:

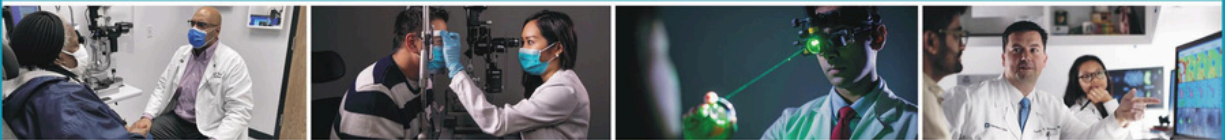
Healthy male in early 50's presented for possible retinal detachment. Patient notes flashes of light over the last month.

Presentation by ASRS

What is a Retina Specialist?

Retina Specialists Can Help You See for a Lifetime

Retina specialists are highly skilled physicians and surgeons committed to helping people with retinal conditions preserve and improve their vision so they can see for a lifetime.



These medical doctors have completed up to 10 years of advanced medical training to specialize in ophthalmology and sub-specialize in diseases and surgery of the retina. Among the most extensively trained and highly skilled eye care providers, retina specialists have a mastery of the newest and most sophisticated tools and surgical techniques available to diagnose and treat retinal diseases.



What Does a Retina Specialist Do?

Retina specialists diagnose retinal diseases using highly technical equipment and testing. They work in both hospitals and clinics treating a wide variety of eye conditions in both adults and children. Retina specialists treat conditions ranging from age-related macular degeneration and retinal detachment to cancers of the eye. They also treat patients who have experienced severe eye trauma as well as children and adults with hereditary diseases of the eye.

Common conditions and diseases retina specialists treat:

- Age-related macular degeneration
- Macular hole/pucker
- Diabetic retinopathy
- Retinal detachment

For more information
visit SeeforaLifetime.org

A
resource
from



The Foundation
American Society of Retina Specialists

With support from Allergan,
Genentech, Novartis, and
Regeneron Pharmaceuticals

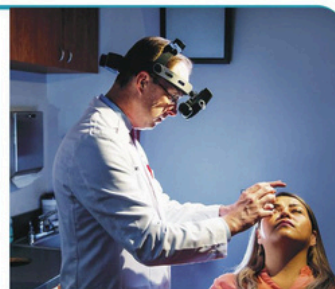
Presentation by ASRS

What is a Retina Specialist?

Retina Specialist Education and Training

Retina specialists are highly trained. They must complete medical school and specialized training in ophthalmology, as well as vitreoretinal training. This includes:

-  **Medical school (4 years):** Graduate-level education that trains individuals to become physicians including clinical training where students gain hands-on experience in various healthcare settings, such as hospitals, clinics, and outpatient facilities.
-  **Internship (1 year):** A supervised period of training after medical school that provides hands-on clinical experience and exposure to various medical specialties.
-  **Ophthalmology residency (3 years):** Specialized training for doctors to become ophthalmologists, focusing on eye and visual system disorders and treatments.
-  **Retina-Vitreous fellowship (1 or 2 years):** Advanced subspecialty training for ophthalmologists focusing on diagnosing and treating disorders of the retina and vitreous within the eye.



Did you know?

Retinal diseases that once caused blindness are now treatable due to breakthroughs in diagnosis and treatment developed by retina specialists that are saving and restoring vision for millions of people.



Visiting a Retina Specialist

A visit with your retina specialist may last longer than a typical medical visit. Because a retina specialist's office is equipped with highly specialized imaging equipment, all testing and imaging to track the progress of your retinal condition happen right in the office, without you having to travel to a different medical office or clinic. To be safe, plan to be at the clinic for about two to three hours. In addition to testing and imaging to track the progress of any conditions you may have; you may also receive treatments including eye injections during this time. Because your pupils were dilated and stay that way for several hours, it's a good idea to have a friend or loved one accompany you to your appointment and drive you home when it's complete.

Find Your Retina Specialist

The American Society of Retina Specialists (ASRS) is the largest organization of retina specialists in the world, representing over 3,000 physicians in all 50 US states, the District of Columbia, Puerto Rico, and 63 countries.

To find your retina specialist, visit the ASRS Find a Retina Specialist locator at www.SeeforALifetime.org and search using your city, state or zip code.

Many retina specialists are Fellows of the American Society of Retina Specialists as well, a designation awarded to members in good standing who have demonstrated consistent commitment to the Society, expertise in the management of vitreoretinal disorders, and the highest ethical and professional standards. Access a list of FASRS designees at www.asrs.org/fasrs-designees.



If you've recently begun to experience blurred central vision, floaters and flashing lights or wavy lines, see a retina specialist as soon as possible.

Find your retina specialist at www.SeeforALifetime.org



Recent Publications + Presentations:



June 2023
Volume 64, Issue 8

OPEN ACCESS

ARVO Annual Meeting Abstract | June 2023

Predictive value of Preferential Hyperacuity Perimetry in identifying patients at high risk of conversion to neovascular AMD

Michael J Elman; Sidney A Schechet; Shivani Reddy; Richard G George Sanborn; Jennifer Jacobs; Miguel Busquets; Emily Y. C

> Retina. 2024 Mar 1;44(3):392-399. doi: 10.1097/IAE.0000000000003988.

FULL-THICKNESS MACULAR HOLE CLOSURE WITH TOPICAL MEDICAL THERAPY

Jessie Wang¹, Sarah H Rodriguez¹, Jason Xiao¹, Wendy Luo¹, Reem Gonnah¹, Lincoln Shaw¹, David Dao², Sidney A Schechet², Anna G Mackin³, Rahul Komati⁴, Dimitra Skondra¹

Affiliations + expand

PMID: 37948745 DOI: 10.1097/IAE.0000000000003988

Abstract

Purpose: To examine the efficacy and clinical characteristics of successful full-thickness macular hole closure with topical therapy.

Methods: Retrospective case series of full-thickness macular holes managed by a single retinal physician (DS) diagnosed and treated from 2017 to 22.

A Case of Uveitis Follow COVID-19 Vaccination

Choroidal thickening with multiple serous retinal detachments t posterior pole are potential indicators of Vogt-Koyanagai-Harada

BY TIMOTHY S. LEE, ERIC W. LAI, MICHAEL J. ELMAN, MD, AND SIDNEY A. SCHECHET, MD

ARVO Annual Meeting Abstract |

Practice pattern trends among young retinal specialists: a five-year follow-up

Jonathan C Tsui; Vincent Huang; Sidney A Schechet; Hemang Pandya; Mitul C Mehta; Brian I Va

+ Author Af

Investigative Op

EXUDATIVE MACULAR DETACHMENT FOLLOWING UNCOMPLICATED PARS PLANA VITRECTOMY FOR DIABETIC VITREOUS HEMORRHAGE

hul Komati^{1 2}, Dimitra Skondra^{1 2}

10000000001256

Posterior placoid-like maculopathy and macular hole associated with vitamin A deficiency

Eric W. Lai,^a Russel H. Dinh,^b Brian K. Do,^{b,c} and Sidney A. Schechet^{d,*}

• Author information • Article notes • Copyright and License information • [PMC Disclaimer](#)

Abstract

Go to: ▶

Purpose

gnostic characteristics and management of exudative macular ; plana vi

Journal Article


Jewish Life

Michael J Elman, M.D. Presented Potentially Transformative Technology In Retinal Disease Home OCT

By BJLife Newsroom
Posted on 02/09/24

Baltimore, MD - Feb. 9, 2024 - Michael J Elman, M.D. presented the results of the Clinical Utility of Home OCT Data in Management of Neovascular Age Related Macular Degeneration at the 47th Annual Macula Society meeting of the Macula Society in Palm Springs, California on February 9, 2024. Home OCT offers the hope of improving outcomes in the treatment of retinal disease by personalizing treatment specific to that patient's response.

Dr. Elman has been actively involved in developing Home OCT with Notal Vision based in Tel Aviv, Israel. Previously, Dr Elman was a Principal Investigator on the Notal Vision Home Monitoring System in preserving vision in eyes at risk for neovascular AMD. Elman Retina's Dr. S. Investigator in the DRCR Retina Network's AO clinical trial comparing Home OCT with standard of care in the treatment of neovascular AMD eyes.



Baltimore's Elman Retina Group's Dr. Sid Schechet Heroically Restores Sight to Wounded Israeli Soldier

By: BJLife Israel Newsroom



Dr. Schechet with the wounded soldier reading a letter Dr. Schechet's young children written for injured soldiers. Given the extent and severity of his injuries, Dr. Schechet was concerned that the soldier, despite the surgical repair, would never be able to see anything again, but the Ribono Shel Olam thought otherwise.

Beer Sheva, Israel - Feb. 1, 2024 - Sid Schechet, M.D. of the Elman Retina Group, took two weeks off from his busy practice to volunteer as a retina surgeon at the Soroka Medical Center in Beer Sheva. Soroka is the major trauma center for wounded soldiers. Since arriving on Monday, Dr. Schechet has been operating non-stop for more than twelve hours daily, helping to restore vision to severely wounded soldiers and anyone else in need. He has shared innovative surgical techniques he developed with the excellent staff in Israel. Dr. Schechet also arranged for a special laser valued at \$200,000 to be shipped to Israel, which allows for the repair of retinal tears in the ICU in soldiers that cannot be moved to the Eye Clinic. Periodically, he shares his experiences with the Elman Retina Group staff members. Here is one such story.

"I hope all is well on the home front. Today was another doozy but filled with miracles in so many ways. Here's a nice quick story:

This young hero is a soldier who sustained a bilateral open globe with metallic foreign bodies. He was blasted by Hamas while sleeping with his team, and unfortunately, they all died. He was the lone survivor, with injuries from top to bottom. I honestly didn't know what would happen to him after I repaired his

severely damaged eyes earlier in the week. I was scared for when he'd first awoken to hear what happened to his team and to then to open his eyes only to realize he had no vision.

He woke up last night and realized what happened to his team and that he couldn't see. Despite this, he immediately requested to return to his battalion to continue fighting against the terrorists. Today, when I examined him again, he miraculously could see parts of the letters I brought from my kids made for wounded soldiers. We both cried. It's been stuff like that every second, exhausting but very uplifting."

BALTIMORE
Jewish Life

BJLife Israel Newsroom. (2024, February 1). Baltimore's Elman Retina Group's Dr. Sid Schechet heroically restores sight to wounded Israeli soldier. BaltimoreJewishLife.com | Baltimore's Elman Retina Group's Dr. Sid Schechet Heroically Restores Sight to Wounded Israeli Soldier.
https://www.baltimorejewishlife.com/news/print.php?ARTICLE_ID=169946

Clinical Trials:

Age Related Macular Degeneration

DRCR AO- Randomized clinical trial that compares visual acuity outcomes, and visit and injection frequencies, obtained using a Home OCT-guided treatment strategy versus outcomes obtained using Treat and Extend, the treatment algorithm widely perceived to be the most common regimen in clinical practice today.

Macular telangiectasia, Macular Hole, & Epiretinal membrane

NHOR – A Natural History Observation and Registry Study of Macular Telangiectasia Type 2: The MacTel Study-Conducted at FS-one visit only with annual phone calls. MacTel confirmed by Reading Center.

DRCR AM- Randomized Trial Comparing Immediate versus Deferred Surgery for Symptomatic Epiretinal Membranes – conducted at all offices except Pine Heights and Columbia. No Reading Center approval. If assigned to surgery it must take place within one month of enrollment. With worsening of symptoms surgery can be performed in the deferred surgery group after meeting certain criteria. Follow-up one month post vitrectomy in surgery group, otherwise 3, 6, 12, 18, 24 and 36 months.

Diabetic Retinopathy

DRCR AF- A Randomized Clinical Trial Evaluating Fenofibrate for Prevention of Diabetic Retinopathy Worsening – conducted at all offices except Pine Heights and Columbia – screening, randomization, three month, 6mths and every six months for 4 years. Eligibility determined by Reading Center and PCP approval based on labs taken during screening. Randomization – Fenofibrate vs placebo

DRCR AN- Randomized clinical trial will evaluate the effect of tonabersat compared with placebo on central subfield thickness (CST) in eyes with center-involved DME and good visual acuity.

Have a patient
in mind
for one
of our
clinical
trials?

Please feel free to contact our
Study Coordinator, JoAnn Starr
starr@elmanretina.com
(410) 686-3000

American Society of Retina Specialists
has recognized
Elman Retina Group
for our commitment and
quality patient care!

THE AMERICAN SOCIETY OF RETINA SPECIALISTS

HEREBY DECLARES THAT

Elman Retina Group

IS RECOGNIZED FOR ITS COMMITMENT
TO QUALITY PATIENT CARE



ASRS President
Reginald J. Sanders, MD, FASRS



2024


Credentials Chair, Council on Governance
Gaurav K. Shah, MD, FASRS

Staff Events



Patient Reviews



*We love
our patients!*



Helen Poleski

1 review

★★★★★ 4 weeks ago

I called for a new patient appt on a Monday for my mom they brought her in that Wednesday everyone from the phone call to the office were so kind and professional The office is clean the staff is always smiling and Dr. Elman was the best. Everyone was very thorough and explained every step of the process. Dr Elman explained my mom's condition to her very thoroughly so she could understand even showed a movie to her to help understand then went over the treatment. We are overly happy with this practice and would recommend Elman Retina Group to anyone having retina issues. Thank you to all of you for quick appointment my mom was very happy today.

★★★★★

"Four retinal detachments in 2014 left me blind in my right eye. After my excellent ophthalmologist retired I have had experience with four retinal specialists and Dr. David Dao is by far the best. His education, experience, professional interests and his willingness to answer questions fully inspires confidence. My eye examinations are detailed and complete Dr Dao understands my fear of losing my sight and is compassionate and encouraging. He makes me feel safe. The staff at his practice follow his example of compassion and engage with understanding and respect. At the sign out desk there are cards with different prescription programs (like GoodRX) intended to make clients aware of the prescription savings available to them. Wow. What more can I want in a doctor and his practice(?). I am happy to have found Dr. Dao and enthusiastically recommend him to those needing retinal care! "

September 23, 2023

Employee Spotlight



If you've ever needed additional assistance at our practice, most likely you've spoken to Terri. She's our "fire putter-outer", our manager, our therapist, our mom, our friend, our renovation and interior design planner, and the doctors personal assistant at times. Her title may be "Office Manager", but she's so much more than that.

ROSEDALE

Seven Square Medical Building

9114 Philadelphia Road Suite 310
Rosedale, MD 21237

PIKESVILLE

Woodholme Medical Building

1838 Greene Tree Road Suite 170
Pikesville, MD 21208

GLEN BURNIE

Quarterfield 100 Medical Building

7671 Quarterfield Road Suite 100
Glen Burnie, MD 21061

CATONSVILLE

Pine Heights Medical Building

1001 Pine Heights Ave Suite 200
Catonsville, MD 21229

WWW.ELMANRETINA.COM

PH: (410) 686-3000 FX: (443) 451-8502